








Year 1 - Toys Homework Grid

Please select one homework task from the grid each week.

If you have any questions or queries about this or any other matter, please see Mrs Bright or Miss Wilson.

Parents/carers: Homework is an important part of your child's academic learning. Please support your child with their homework by helping them, sitting with them and showing an interest in what they have been learning.

4 House points	3 House points	2 House points	1 House point
<p>DT/Art Design and make a puppet.</p> 	<p>PSHCE Make a poster about your favourite things to do. You might include your hobbies.</p>	<p>Science Draw a picture of yourself and label the parts of the body.</p> 	<p>Maths Write down all the number bonds to 10 E.g. $10 + 0 = 10$</p> 
<p>DT Design and make a model of a toy car, you might even include wheels that can move.</p> 	<p>History Choose an old toy and a new toy and write about the similarities/differences between them.</p>	<p>English Write a description of a favourite toy, using adjectives (describing words).</p>	<p>Art Sketch your favourite toy using a pencil.</p> 
<p>English/Music Create or find a short song about our topic (Toys). Perform it to the class or your teacher.</p>	<p>English Write a description of the character Zog. What does he look like?</p> 	<p>History/English Find some pictures of toys and label who would like to use this toy and why.</p> 	<p>Science Create a poster about your favourite animal, and what group of animals they are a part of.</p>
ANYTHING FROM YOUR OWN IDEAS	ANYTHING FROM YOUR OWN IDEAS	ANYTHING FROM YOUR OWN IDEAS	ANYTHING FROM YOUR OWN IDEAS