









Year 1 - Kings and Queens Homework Grid

Select one homework task from the grid to complete each week.

If you have any questions or queries about this or any other matter, please see your child's class teacher

Parents/Carers

Homework is an important part of your child's academic learning. Please support your child with their homework by helping them, sitting with them and showing an interest in what they have been learning.

4 House points	3 House points	2 House points	1 House point
<p>DT/Art Design and make a castle out of recyclable materials, fit for a King or Queen.</p> 	<p>PSHE Design a poster about healthy eating. What food should we eat to keep us healthy?</p> 	<p>Science Create a weather report and include what temperature it is.</p> 	<p>Maths Write down all the numbers to 50, counting in 2's.</p> 
<p>Maths Practise counting and write down your 10 times table.</p> <p>1x10 = 10 2x10 = 20</p>	<p>History Find out about King Henry VIII and write some facts about him.</p>	<p>English Pretend you are a King or a Queen, write a diary entry about your day.</p> 	<p>Art Draw pictures of the clothing a King or Queen might wear.</p> 
<p>English/Music Create or find a short song about our topic 'Kings and Queens'. Perform it to the class or to your teacher (you may prefer to record an email to your teacher).</p>	<p>Geography Locate our school on a map. Can you draw a picture of it and label the school.</p> 	<p>DT Design and make a crown fit for a King or a Queen.</p> 	<p>PE Create a dance routine that would entertain a King or Queen at a royal ball. Perform this to your teacher (you may prefer to record an email to your teacher).</p>